



MICRON TECHNOLOGY INC.
HUB INVENTORY TRACKING SYSTEM USER GUIDE
LAST UPDATED JUNE 6, 2016

TABLE OF CONTENTS:

[Objective](#)

[System Overview](#)

[Product Overview](#)

[Accessing HITS](#)

[HITS Entry Screen Tour](#)

[Launch Inventory Tracking Application Option - Inventory Status Updates](#)

[Receive into consignment](#)

[Pull from consignment for customer demand](#)

[Return to Micron Technology, Inc.](#)

[Hold or Quarantine](#)

[Incorrect Scan](#)

[Pulling Product for an Alternate Customer / Division](#)

[Search Inventory Option](#)

[Search by Box](#)

[Search by Customer Part Number](#)

[Search by Purchase Order Number](#)

[Search by Micron Part Number](#)

[Search by Status](#)

[Issues with HITS](#)

[Contact Micron](#)

[Process Flowchart](#)

OBJECTIVE

The Hub Inventory Tracking System (HITS) is a proprietary Micron web-based systems created to allow users at hub and consignment locations to track inventory received from Micron with specific details per shipping container. Users of this program receive, store, and ship the product for Micron and the end customer to create a Just In Time (JIT) inventory stockpile. This document explains how to track the boxes (product) that route in and out of the HUB or Consignment warehouses utilizing the HITS system.

SYSTEM OVERVIEW

The cartons sold by Micron can have several possible status classifications:

1. **INTRANSIT:** A box has an INTRANSIT status from the time it leaves Micron until it is received by the warehouse.
2. **RECEIVED:** A box has a RECEIVED status once the product arrives at the warehouse and is scanned. It retains a RECEIVED status until it is pulled for the end customer, put on hold, returned to Micron, or pulled for the end customer.
3. **PULLED:** A box has a PULLED status when it is pulled off the shelf to be shipped to the end customer.
4. **HOLD:** A box may have a HOLD status if the product has been quarantined, pending qualification, or other requests by Micron, customer, or warehouse.
5. **TO MICRON:** A box has a TO MICRON status if the product is being returned to Micron because of a change in the end customer's forecast or other related reasons.
6. **INVOICING:** A box has an INVOICING status during the billing process within Micron.
7. **INVOICED:** A box has an INVOICED status once the billing process within Micron has been completed and an invoice has been generated to the end customer.
8. **XFERPULL:** A box has an XFERPULL status when the product is being pulled for another customer division. This is used to accommodate Micron billing requirements. This status will only remain for approximately 5 minutes.

PRODUCT OVERVIEW

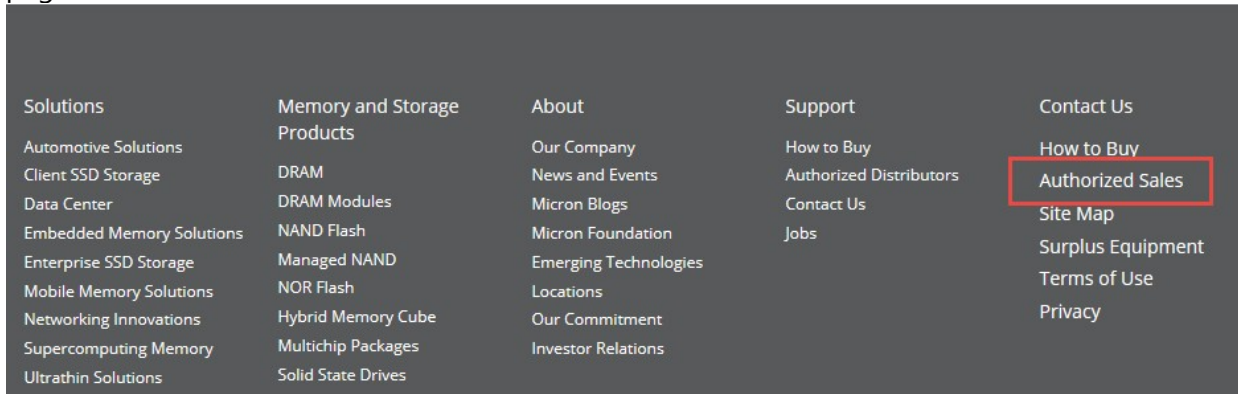
Micron product is shipped in bulk, commonly referred to as Master Container Boxes (MCBs). Each MCB contains 2-10 smaller inner boxes. Both the MCB and Inner Boxes have bar coded labels used for scanning into HITS.

There are two ways to accomplish scanning within HITS:

1. Scan the 3S label found on the MCB or
2. Scan the labels found on each inner box within the MCB.

ACCESSING HITS

1. Access HITS directly via URL <https://silicon.micron.com/hits/hubext/> or, the HITS site can also be accessed by navigating through the Micron Technology, Inc. website at www.micron.com.
2. Scroll to the bottom of the page and click on Authorized sales in the footer at the bottom of the page.



3. Select **Field Inventory System**.

Authorized Sales Resources

Micron authorized sales representatives and distributors can use links below to access resources. (Login Required)

[Model N Quotelink Login](#)

To request access to Quotelink, please [create a micron.com account](#), then complete the [Request Form](#).

[Sales Resource Center \(SRC\)](#)

To request access to the SRC, please [create a micron.com account](#), then complete the [Request Form](#).

[Field Inventory System](#)

4. Log in using the Micron provided email and password (the username should end in @micron.com):



Forgot your password? [Reset it Now.](#)

Field Inventory System

Email:

Password:

ENTRY SCREEN

The Entry screen of HITS has numerous links back to the Micron Technology, Inc. website for information on products, divisions, news, and general information. HITS functionality is available via the links highlighted below:



“Search Inventory” can be utilized to search Micron consignment inventory by status, box, customer part number, Micron part number, or purchase order number.

“Launch Inventory Tracking Application” is used by the warehouse operators to systematically communicate the physical inventory movements to Micron Technology, Inc.

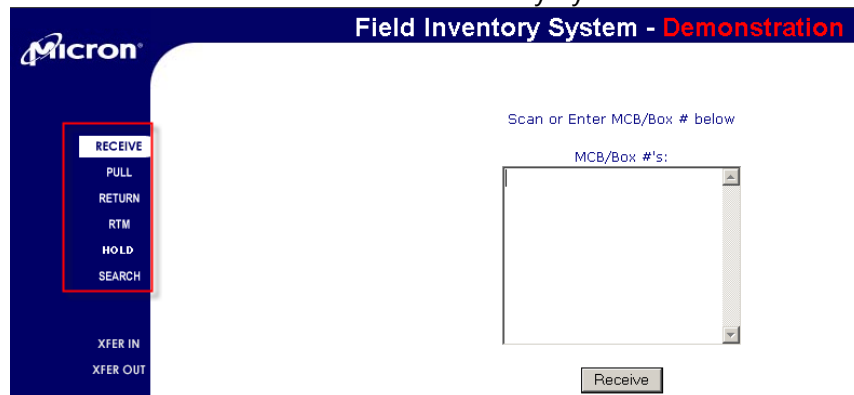
LAUNCH INVENTORY TRACKING APPLICATION - INVENTORY STATUS UPDATES

The inventory tracking application is used by the warehouse operators to systematically communicate the physical consignment inventory movements to Micron Technology, Inc. The warehouse will use a barcode scanner to make the necessary updates.

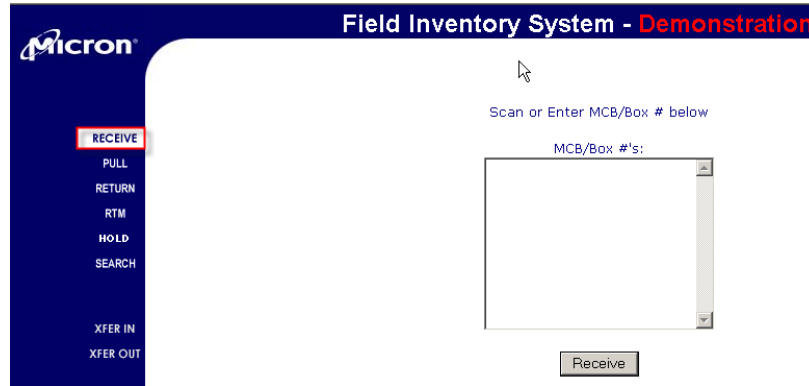
When Micron owned consignment product physically arrives at the warehouse from Micron, is physically pulled from the consignment stockpile to return to Micron, is physically pulled from the consignment stockpile to meet customer demand, or needs to be put on quarantine, log into HITS, and select "Launch Inventory Tracking Application"




Select the status (on the left hand side of the "Field Inventory System" screen:



1. When product physically arrives at the warehouse from Micron, select "RECEIVE."
2. When product is physically pulled from the consignment stockpile to meet customer demand, select "PULL."
3. When product is removed from the consignment stockpile to return to Micron, select "RTM."
4. When product is on hold or needs to be put in quarantine, select "HOLD"
5. When product is accidentally scanned as PULLED, select "RETURN" to systematically put the inventory back into consignment. Note "RETURN" functionality can only be used if boxes are in a PULLED or HOLD status.



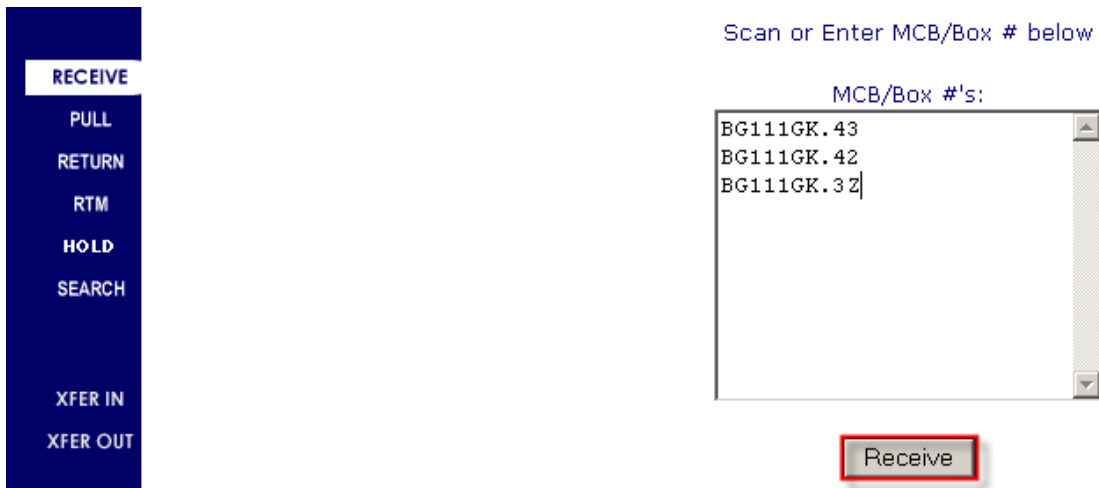
If the entire master container box is moving to a different status, then, using the barcode scanner, scan the "3S PKG ID" barcode located on the outside of each master container box. The box number above the barcode will default into the "MCB/Box #'s" field:



Or, if the master container box has been opened (please do not ever open the inner boxes without prior approval from Micron Technology, Inc.), scan all of the inner box labels of all of the inner boxes moving to a different status. The box number above the barcode will default into the "MCB/Box #'s" field:



Once all boxes have been scanned, click on the button below the "MCB/Box #'s" input field.



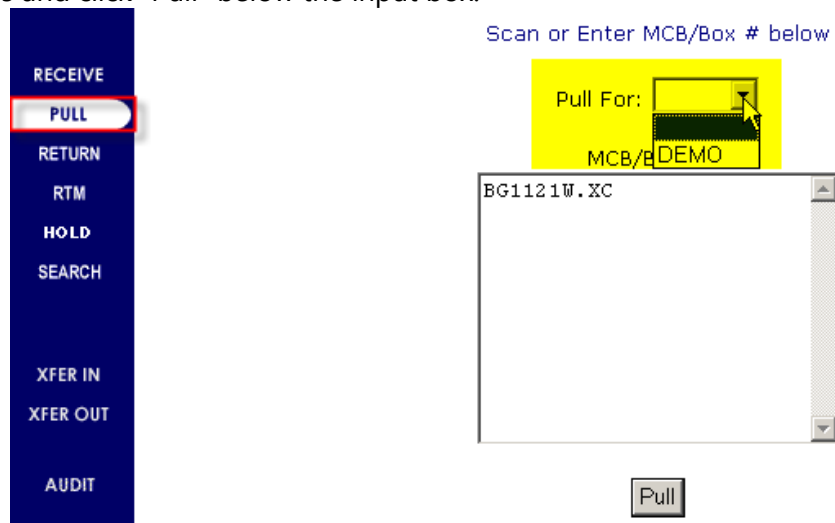
You will receive a success message for each of the boxes below the input field.

****When you scan the MCB label, HITS updates the information for all inner boxes.**

****Note that if one inner box is scanned separately from other inner boxes, the MCB label is no longer valid for use completing the specific transaction and each inner box must be scanned.****

Pulling Product for an Alternate Customer or Division

In limited instances consignment stockpiles can be shared amongst different Micron customer divisions (or customers). If the consignment stockpile has been approved for this functionality, the HITS operator will need to specify which customer/division is consuming the product upon pull so that Micron can appropriately track the inventory to the consumer. If this arrangement has been pre-approved, the Field Inventory System in HITS will have a drop down "Pull For" menu when Pull is selected in the left hand menu. The operator will need to select which customer or division the product is being consumed by, scan the box/es and click "Pull" below the input box.



SEARCH FUNCTIONALITY

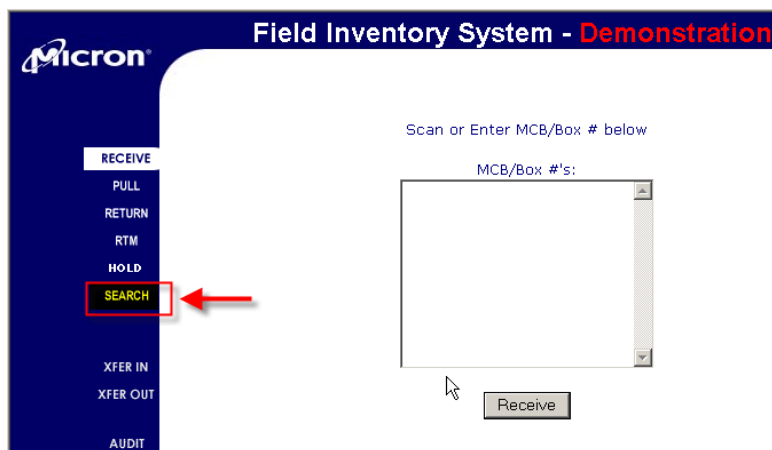
HITS can be utilized to search Micron consignment inventory by status, box, customer part number, Micron part number, or purchase order number. Click on “Search Inventory” from the HITS entry screen.



The search interface can also be reached by selecting “Launch Inventory Tracking Application” from the entry screen.



Then select “Search” from the menu along the left hand side of the screen:



Enter your search criteria.

1. “MCB/Box #” field is for the master container box number on the outer box label of the product (resembles a 4#####.A1 / A2, etc. number), or the inner box number can be input (label appended to the outside of the inner boxes of the product).
 - o Type in the MCB, or inner box number and click “Search”



Logged in as

5018026_HITSDEMO@MICRON.COM

MCB/Box #:
 Status:
 Customer Part #:

 Micron Part #:
 PO #:



Logged in as

5018026_HITSDEMO@MICRON.COM

MCB/Box #:
 Status:
 Customer Part #:

 Micron Part #:
 PO #:

- o Box information will pull in if the box is part of Micron consignment inventory for your location:

Number of Records Found: 1

PO #	Status	Waybill #	Cust part #	Micron Part #	MCB #	Box #	Date	Quantity
	RECEIVED		TRAIN2	MT16LSDF3264HG-10EE4		BG-111GJ.QT	9/27/06 2:31:01 PM	100
Total Quantity								100

2. "Status" search can be used to pull in any inventory in the status selected in the drop down:
 - o "All" – all consignment inventory in all statuses.
 - o "In Transit" – inventory en route from Micron to the hub facility
 - o "Received" – inventory that has been scanned into the Micron owned consignment stockpile and should be physically located at the hub facility.
 - o "Pulled" – inventory that has been removed from the Micron owned consignment stockpile for customer consumption.
 - o "To Micron" – inventory that has been removed from the Micron owned consignment stockpile for return to Micron.
 - o "Invoiced" – inventory that has been consumed by the customer, and billed to the customer.
 - o "Hold" – Micron owned consignment inventory physically located at the hub facility, but on hold (quality concerns, etc).
3. Select a status from the drop down (as well as inputting any other search criteria to further limit the search) and click Search.

Logged in as
5018026_HITSDEMO@MICRON.COM

MCB/Box #: Status: **INTRANSIT** Customer Part #:
Micron Part #: PO #:

4. "Customer Part #" search field can be used to search for any inventory by the customer part number. Input the customer part number (as well as any other search criteria, in order to further limit the search) and click Search.

Logged in as
5018026_HITSDEMO@MICRON.COM

MCB/Box #: Status: ALL Customer Part #: **DEMO-CPN**
Micron Part #: PO #:

5. "P.O. #" search field can be used to search for any inventory that searched under a specific purchase order number. Input the purchase order number (as well as any other search criteria, in order to further limit the search) and click Search.

Logged in as
5018026_HITSDEMO@MICRON.COM

MCB/Box #: Status: ALL Customer Part #:
Micron Part #: PO #: **FAKEPO**

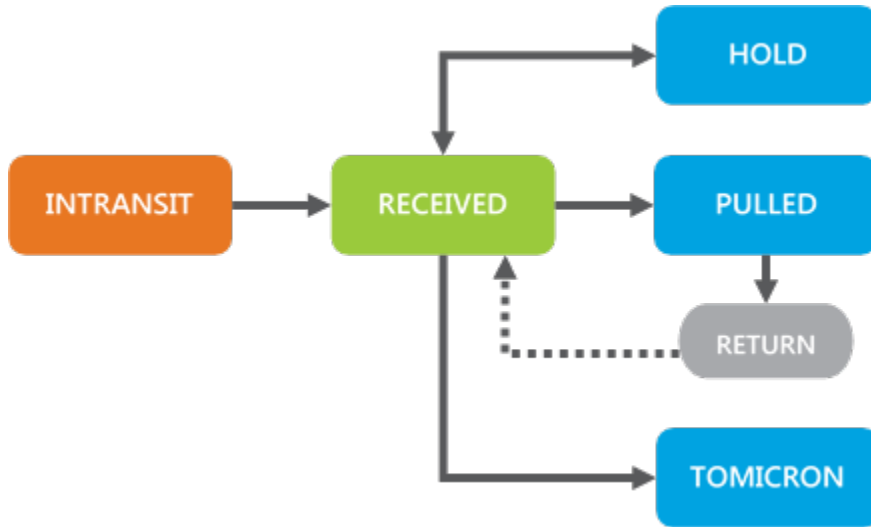
6. "Micron Part #" search field can be used to search for any inventory by the Micron part number description. Input the Micron part number (as well as any other search criteria, in order to further limit the search) and click Search.

Logged in as
5018026_HITSDEMO@MICRON.COM

MCB/Box #: Status: ALL Customer Part #:
Micron Part #: **MT16LSDF326HG-10EE** PO #:

TROUBLESHOOTING ISSUES WITH HITS

If you receive an error that states “To scan product to an X status, it must first be in a Y or hold status,” when scanning boxes into a specific status (see sample error below below), use the search functionality to find out the current status of the box. Boxes can only move from an in transit to received; received to hold, pulled or to micron; and pulled or hold to received.



If, during the search, the box is still in an in transit status, and you are trying to update the box to a pulled status, you will need to update the box to a received status first, then pull.

MCB/Box #	ERROR MESSAGE
BG1122M.LK	To scan product to a RECEIVED status, it must first be in a INTRANSIT or HOLD status.

If you receive an error that states “MCB or Box number XXX not found,” please check the shipping documentation to ensure that the inventory you received was appropriately shipped. Often this error is a result of product shipped directly to the customer being incorrectly received as consignment inventory. Also, this error might be caused by technical issues (server issues, etc). Please contact Micron to help resolve.

MCB/Box #	ERROR MESSAGE
BG1121L.C8	MCB or Box number BG1121L.C8 not found.

Please contact HUB_OPS@micron.com with any issues. You can also use the HITS login email account that you have been provided by Micron. If you send an email to this account, it will be received by HUB_OPS.

Hub Inventory Tracking System (HITS)

